



# DNH

HEAD OFFICE, NORWAY

**DNH AS**

Phone..... + 47 35 98 56 00

E-mail..... dnh@dnh.no

Web-Site..... www.dnh.no

ENGLAND

**DNH WW Ltd**

Phone..... + 44 1908 275 000

Fax..... + 44 1908 275 100

E-mail..... dnh@dnh.co.uk

GERMANY

**DNH GmbH**

Phone... + 49 040 6569 30-0

Fax..... + 49 040 6569 30-30

E-mail..... dnh@dnh.de

USA

**DNH Speakers Inc**

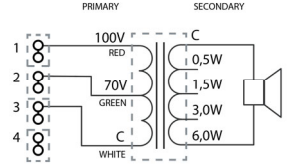
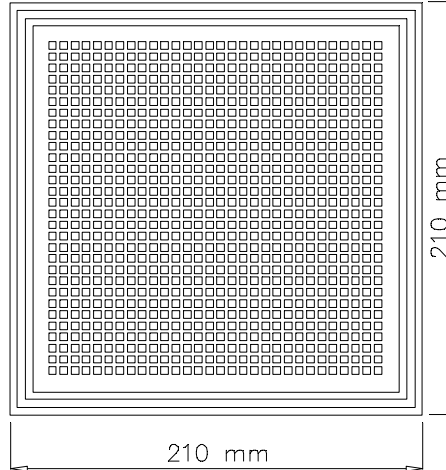
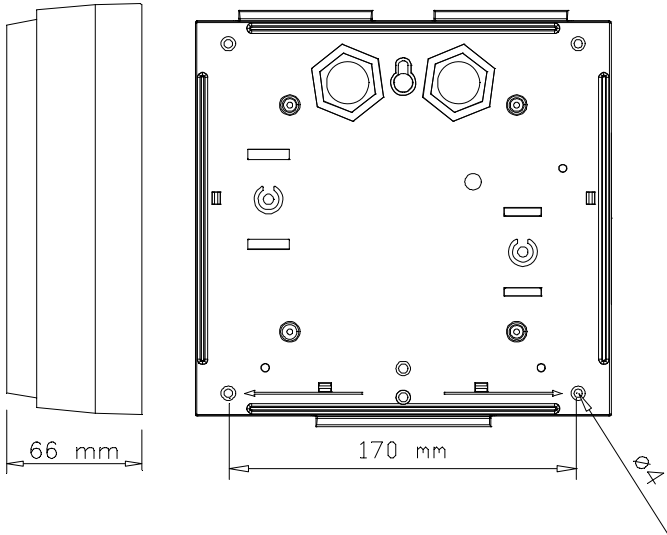
Phone..... + 1 484 494 5790

Fax..... + 1 484 494 5793

E-mail..... dnh@dnhspeakers.com

ISO 9001 CERTIFIED

## B-406(T)



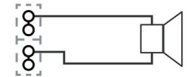
70/100 Volt combined transformer  
Primary connections

White : Green 70 V  
White : Red 100 V

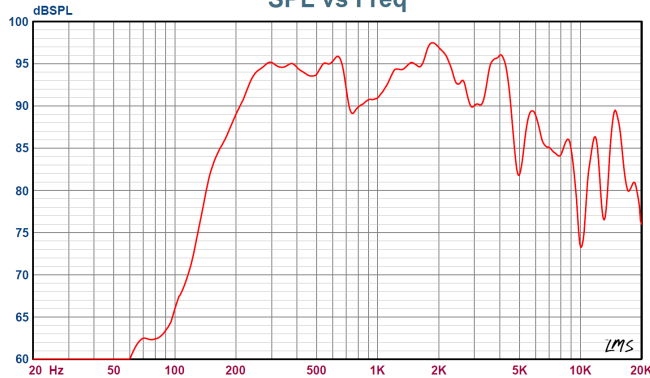
Secondary nominal tapings

C : 6	6,0 W
C : 3	3,0 W
C : 1,5	1,5 W
C : 0,5	0,5 W

LOW IMPEDANCE



Sound pressure levels at 1W/1m  
SPL vs Freq



### Specifications

Material / Color	ABS / RAL9002
Mounting	Screws and keyhole
Termination	Spring clamps
Weight w/transformer	1,1 kg
IP-rating	20
Rated power	6 W
SPL 1W/1m	93 dB
SPL rated power	99 dB
Effective freq. range	170 – 9100 Hz
Dispersion (-6dB) 1kHz / 4kHz	120° / 40°
Options	Impedances, colors, labels

### Installation, Operation and Maintenance Procedures

- Remove backplate by bending back two sides of cabinet.
- Screw the backplate to wall or ceiling.
- Lead cable through a cable entry, connect to terminal (70V or 100V) and select required tapping on the transformer.
- Clip on the cabinet into the backplate.
- For optimum performance, always use the correct voltage / power and operate within the frequency limits as stated.
- Do not open loudspeaker when energized.
- This loudspeaker is supplied with two years warranty against defective workmanship.

DNH reserves the right to alter specifications without notice.

