



DNH

HEAD OFFICE, NORWAY
DNH AS

Phone..... + 47 35 98 56 00
E-mail..... dnh@dnh.no
Web-Site..... www.dnh.no

ENGLAND

DNH WW Ltd

Phone..... + 44 1908 275 000
Fax..... + 44 1908 275 100
E-mail..... dnh@dnh.co.uk

GERMANY

DNH GmbH

Phone... + 49 040 6569 30-0
Fax..... + 49 040 6569 30-30
E-mail..... dnh@dnh.de

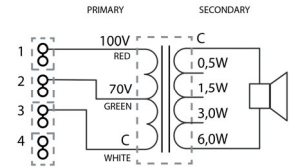
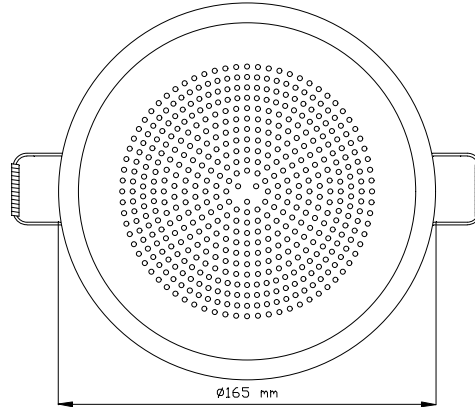
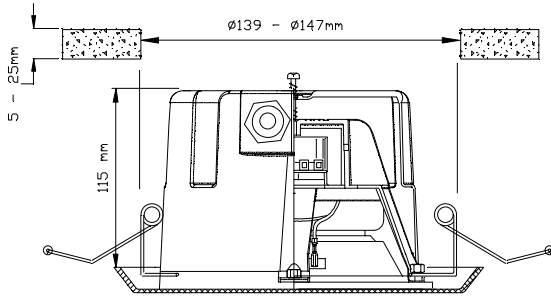
BKF-560(T)

USA

DNH Speakers Inc

Phone..... + 1 484 494 5790
Fax..... + 1 484 494 5793
E-mail..... dnh@dnhspeakers.com

ISO 9001 CERTIFIED



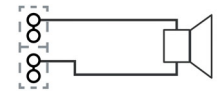
70/100 Volt combined transformer
Primary connections

White : Green 70 V
White : Red 100 V

Secondary nominal tapings

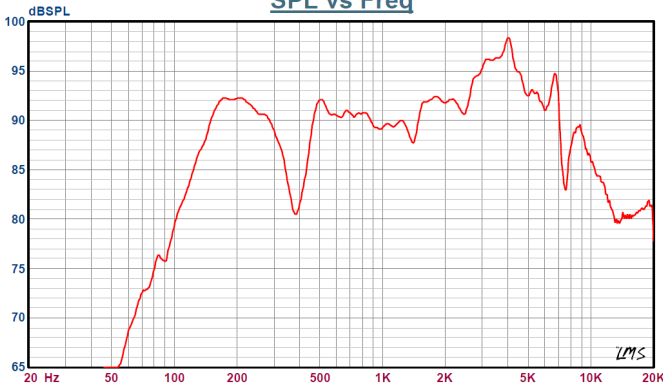
C : 6	6,0 W
C : 3	3,0 W
C : 1,5	1,5 W
C : 0,5	0,5 W

LOW IMPEDANCE



Sound pressure levels at 1W/1m w/P-5/15T

SPL vs Freq



Specifications

Material / Color	Aluminum / RAL9010
Plastic dust box	UL94-V0
Mounting	Springs
Termination	Spring clamps
Weight	0,74 kg
Max. / min. amb. temp	90°C / -20°C
Rated power	6W
IP	32
SPL 1W/1m	90 dB
SPL rated power	97 dB
Effective freq. range	140 – 20000 Hz
Dispersion (-6dB) 1kHz / 4kHz	160° / 55° (baffle)
Options	Impedances, colors, labels

Installation, Operation and Maintenance Procedures

- Remove box by one screw, lead cable trough the cable gland, connect to terminal (70V or 100V) and select required tapping into the transformer.
- Install box by one screw to loudspeaker and mount the complete loudspeaker by bending back two spring clamps and inserting into the ceiling hole.
- For optimum performance, always use the correct voltage / power and operate within the frequency limits as stated.
- Do not open loudspeaker when energized.
- This loudspeaker is supplied with two years warranty against defective workmanship.

DNH reserves the right to alter specifications without notice

