



DNH

HEAD OFFICE, NORWAY

DNH AS

Phone..... + 47 35 98 56 00

Web-Site..... www.dnh.no

ENGLAND

DNH WW Ltd

Phone..... + 44 1908 275 000

Fax..... + 44 1908 275 100

E-mail..... dnh@dnh.co.uk

GERMANY

DNH GmbH

Phone... + 49 040 6569 30-0

Fax..... + 49 040 6569 30-30

E-mail..... dnh@dnh.de

USA

DNH Speakers Inc

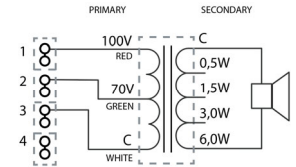
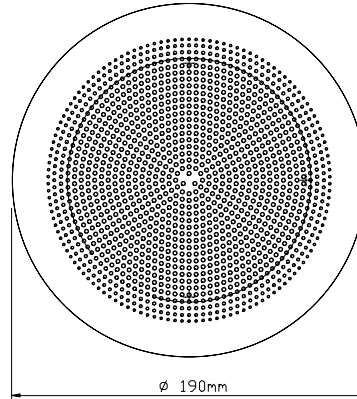
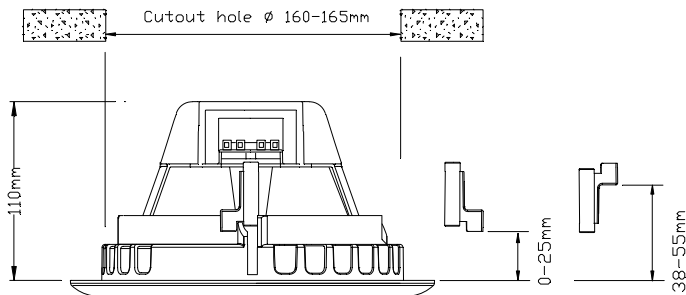
Phone..... + 1 484 494 5790

Fax..... + 1 484 494 5793

E-mail..... dnh@dnhspeakers.com

BP-560(T)

ISO 9001 CERTIFIED



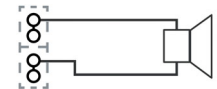
70/100 Volt combined transformer
Primary connections

White : Green 70 V
White : Red 100 V

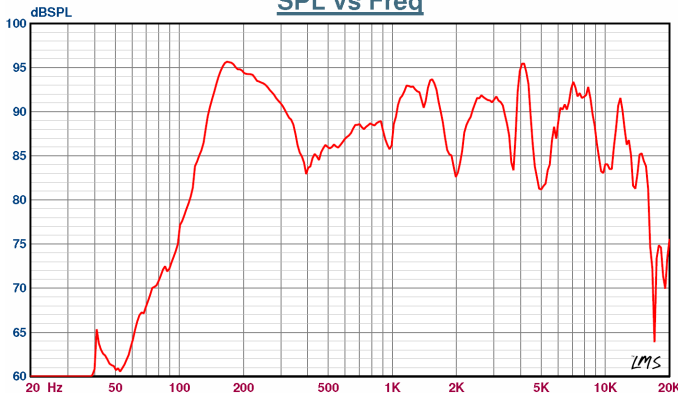
Secondary nominal tapings

C : 6	6,0 W
C : 3	3,0 W
C : 1,5	1,5 W
C : 0,5	0,5 W

LOW IMPEDANCE



Sound pressure levels at 1W/1m w/P-5/15 T
SPL vs Freq



Specifications

Material / Color	PA / ABS / RAL9010
Mounting	Hooks
Termination	Spring clamps
Weight w/transformer	0,73 kg
Max. / min. amb. temp	90°C / -20°C
Rated power	6 W
SPL 1W/1m	90 dB
SPL rated power	97 dB
Effective freq. range	120 – 20000 Hz
Dispersion (-6dB) 1kHz / 4kHz	160° / 55° (baffle)
Options	Impedances, colors, labels

Installation, Operation and Maintenance Procedures

- Install ring into the cutout hole, screw the screws connected to the three hooks clockwise until the ring is fixed to the ceiling.
- Connect to terminal (70V or 100V) and select required tapping on the transformer.
- Turn the grill gently clockwise within the ring until it stops.
- Hooks can be mounted both ways, see drawing at top of the page.
- For optimum performance, always use the correct voltage / power and operate within the frequency limits as stated.
- Do not open loudspeaker when energized.
- This loudspeaker is supplied with two years warranty against defective workmanship.

DNH reserves the right to alter specifications without notice.

