



DNH

HEAD OFFICE, NORWAY
DNH AS

Phone..... + 47 35 98 56 00
E-mail..... dnh@dnh.no
Web-Site..... www.dnh.no

ENGLAND
DNH WW Ltd
Phone..... + 44 1908 275 000
Fax..... + 44 1908 275 100
E-mail..... dnh@dnh.co.uk

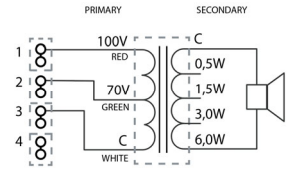
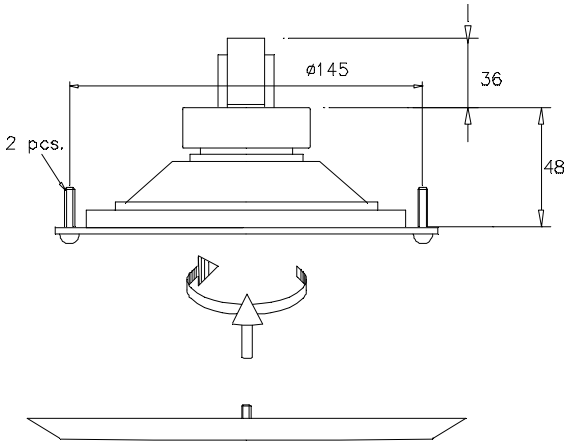
GERMANY
DNH GmbH
Phone... + 49 040 6569 30-0
Fax..... + 49 040 6569 30-30
E-mail..... dnh@dnh.de

USA
DNH Speakers Inc
Phone..... + 1 484 494 5790
Fax..... + 1 484 494 5793
E-mail..... dnh@dnhspeakers.com

BS-560(T)

ISO 9001 CERTIFIED

Rec. ceiling Hole: Ø 132 mm



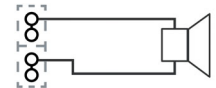
70/100 Volt combined transformer
Primary connections

White : Green 70 V
White : Red 100 V

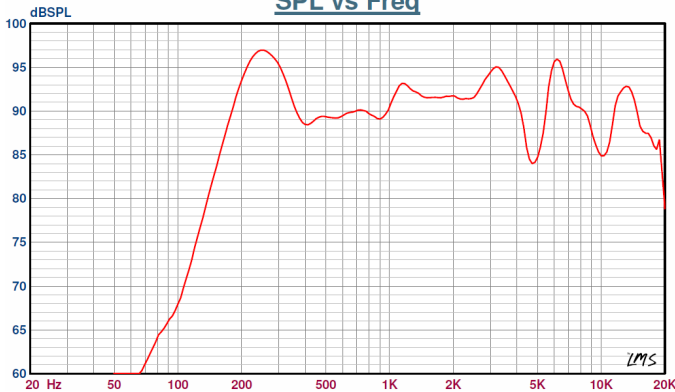
Secondary nominal tapings

C : 6	6,0 W
C : 3	3,0 W
C : 1,5	1,5 W
C : 0,5	0,5 W

LOW IMPEDANCE



Sound pressure levels at 1W/1m w/P-5/15T
SPL vs Freq



Specifications

Material / Color	Aluminum / RAL9010
Mounting	2 screws
Termination	Spring clamps
Weight w/transformer	0,66 kg
Max. / min. amb. temp	90°C / -20°C
Rated power	6 W
SPL 1W/1m	90 dB
SPL rated power	97 dB
Effective freq. range	130 – 20000 Hz
Dispersion (-6dB) 1kHz / 4kHz	170° / 60°
Options	Impedances, colors, labels

Installation, Operation and Maintenance Procedures

- Connect cable to terminal (70V or 100V) and select required tapping into the transformer.
- Install loudspeaker to wall/ceiling by 2 screws. Screw loudspeaker grille gently into fixed position.
- For optimum performance, always use the correct voltage / power and operate within the frequency limits as stated.
- Do not open loudspeaker when energized.
- This loudspeaker is supplied with two years warranty against defective workmanship.

DNH reserves the right to alter specifications without notice.

