



DNH

HEAD OFFICE, NORWAY
DNH AS

Phone..... + 47 35 98 56 00
E-mail..... dnh@dnh.no
Web-Site..... www.dnh.no

ENGLAND

DNH WW Ltd

Phone..... + 44 1908 275 000
Fax..... + 44 1908 275 100
E-mail..... dnh@dnh.co.uk

GERMANY

DNH GmbH

Phone... + 49 040 6569 30-0
Fax..... + 49 040 6569 30-30
E-mail..... dnh@dnh.de

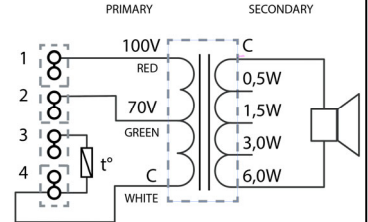
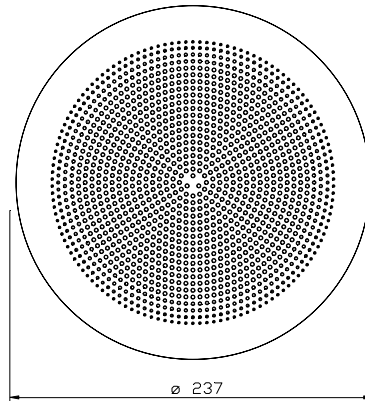
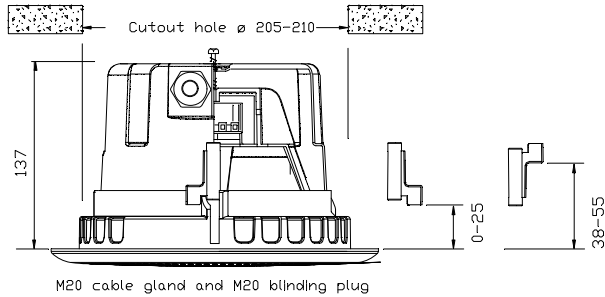
USA

DNH Speakers Inc

Phone..... + 1 484 494 5790
Fax..... + 1 484 494 5793
E-mail..... dnh@dnhspeakers.com

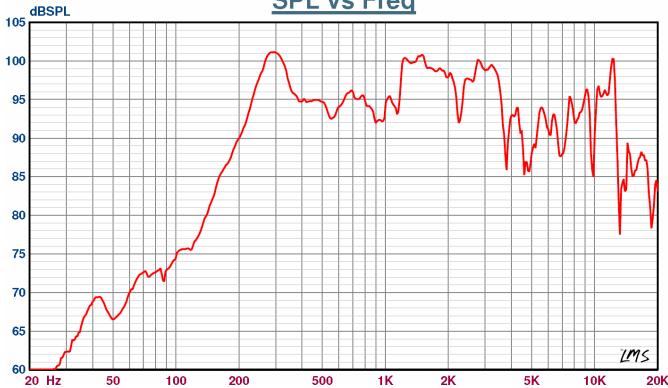
ISO 9001 CERTIFIED

BPF-660T-MED



70/100 Volt combined transformer	
Primary connections	
White : Green	70 V
White : Red	100 V
Secondary nominal tapings	
C : 6W	6,0 W
C : 3W	3,0 W
C : 1,5W	1,5 W
C : 0,5W	0,5 W

Sound pressure levels at 1W/1m
SPL vs Freq



Specifications

Material / Color	PA-6 V0/ ABS / RAL9010
Mounting	Hooks
Termination	Spring clamp
Weight w/transformer	1,3 kg
IP-rating	54
Max. / min. amb. temp	90°C / -20°C
Rated power	6 W
SPL 1W/1m	93 dB
SPL rated power	100 dB
Effective freq. range	170 – 20000 Hz
Dispersion (-6dB) 1kHz / 4kHz	155° / 125° (baffle)
Safe compass distance	2,2 m
Options	Impedances, colors, labels

Installation, Operation and Maintenance Procedures

- Install the ring into the cutout hole turning the crews connected to the three hooks, screw clockwise until the ring is fixed to the ceiling.
- Open box by one screw, lead cable through cable gland, connect to terminal (70V or 100V) and select required tapping on transformer.
- Screw box back into place with one screw.
- Turn the grille gently clockwise within the ring until it stops.
- Hooks can be mounted both ways, see drawing at top of the page.
- For optimum performance, always use the correct voltage / power and operate within the frequency limits as stated.
- Do not open loudspeaker when energized.
- This loudspeaker is supplied with two years warranty against defective workmanship.

DNH reserves the right to alter specifications without notice.

