



DNH

HEAD OFFICE, NORWAY

DNH AS

Phone..... + 47 35 98 56 00

E-mail..... dnh@dnh.no

Web-Site..... www.dnh.no

ENGLAND

DNH WW Ltd

Phone..... + 44 1908 275 000

Fax..... + 44 1908 275 100

E-mail..... dnh@dnh.co.uk

GERMANY

DNH GmbH

Phone... + 49 040 6569 30-0

Fax..... + 49 040 6569 30-30

E-mail..... dnh@dnh.de

CAP-15W(T)

USA

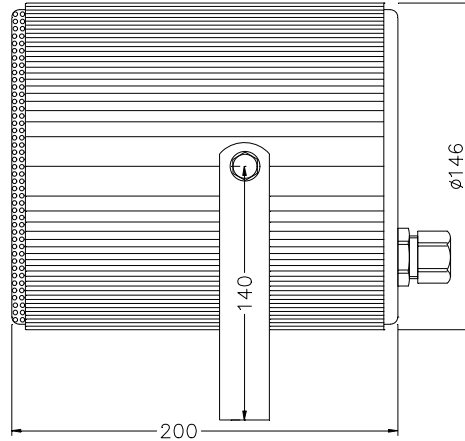
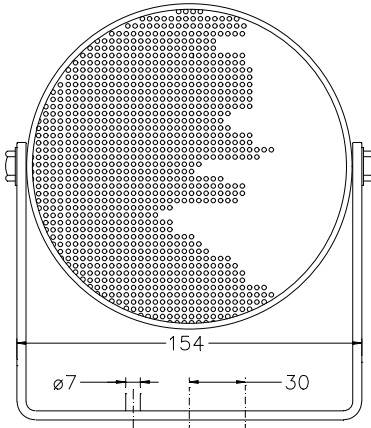
DNH Speakers Inc

Phone..... + 1 484 494 5790

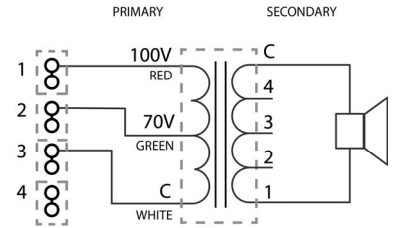
Fax..... + 1 484 494 5793

E-mail..... dnh@dnhspeakers.com

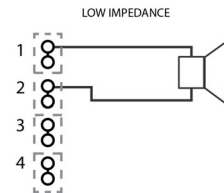
ISO 9001 CERTIFIED



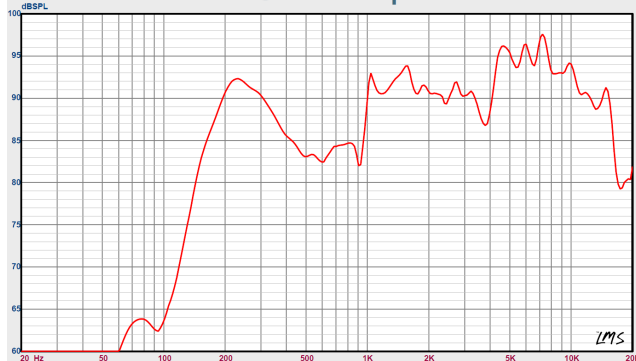
M20
Cable gland
5 – 12 mm



Secondary nominal tapings	
C : 1	15,0 W
C : 2	7,5 W
C : 3	4,0 W
C : 4	2,0 W



Sound pressure levels at 1W/1m P5/15T
SPL vs Freq



Specifications

Material / Color	Aluminum / RAL9010 or anodized
Mounting	Bracket
Termination	Spring clamp
Weight w/transformer	2,1 kg
IP-rating	54
Max. / min. amb. temp	90°C / -40°C
Rated power	15 W
SPL 1W/1m	89 dB
SPL rated power	100 dB
Effective freq. range	150 – 20000 Hz
Dispersion (-6dB) 1kHz / 4kHz	160° / 75°
Options	Impedances, colors, labels

Installation, Operation and Maintenance Procedures

- Fasten loudspeaker with two or three screws through bracket.
- Remove lid by four screws, lead cable through the cable gland and connect to terminal 70V (white – green) or 100V (white – red).
- Select required tapping on the transformer.
- Screw lid back into place by four screws with a torque of 1,5 Nm to assure the IP rating.
- For optimum performance, always use the correct voltage / power and operate within the frequency limits as stated.
- Do not open loudspeaker when energized.
- This loudspeaker is supplied with two years warranty against defective workmanship.

DNH reserves the right to alter specifications without notice.

