



DNH

HEAD OFFICE, NORWAY
DNH AS

Phone..... + 47 35 98 56 00
E-mail..... dnh@dnh.no
Web-Site..... www.dnh.no

ENGLAND

DNH WW Ltd

Phone..... + 44 1908 275 000
Fax..... + 44 1908 275 100
E-mail..... dnh@dnh.co.uk

GERMANY

DNH GmbH

Phone... + 49 040 6569 30-0
Fax..... + 49 040 6569 30-30
E-mail..... dnh@dnh.de

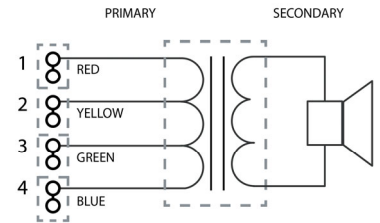
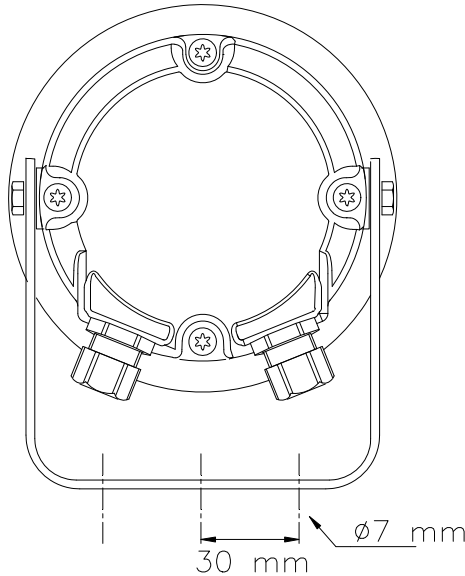
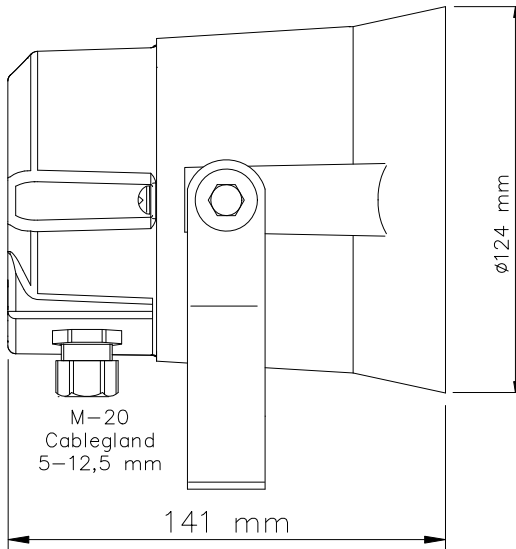
USA

DNH Speakers Inc

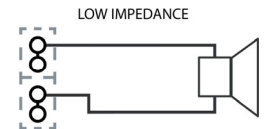
Phone..... + 1 484 494 5790
Fax..... + 1 484 494 5793
E-mail..... dnh@dnhspeakers.com

ISO 9001 CERTIFIED

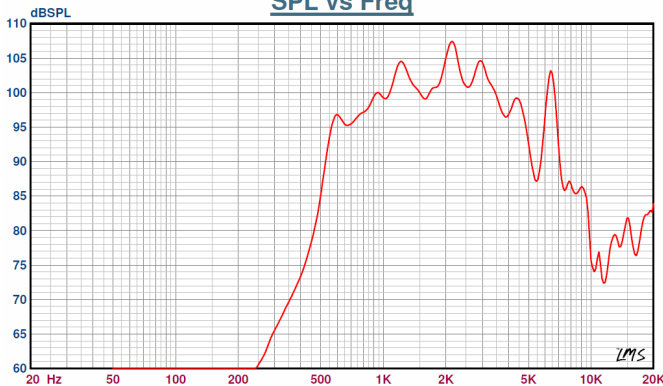
HS-8(T)



100V line Primary nominal tapings	
Red : Yellow	8,0 W
Red : Green	4,0 W
Red : Blue	2,0 W



Sound pressure levels at 1W/1m
SPL vs Freq



Specifications

Material / Color	Aluminum alloy / RAL 7035
Mounting	Bracket
Termination	Screw terminals
Weight w/transformer	1,8 kg
IP-rating	67
Max. / min. amb. temp	110°C / -50°C
Rated power	8 W
SPL 1W/1m	103 dB
SPL rated power	111 dB
Effective freq. range	500 – 7000 Hz
Dispersion (-6dB) 1kHz / 4kHz	160° / 45°
Options	Impedances, colors, labels

Installation, Operation and Maintenance Procedures

- Unscrew lid, lead cable through cable gland and connect to terminal according to required power.
- Tighten cable gland and screw lid back on with 2-3 Nm to assure IP grade.
- Fasten the bracket with three screws and ensure to use all washers in the intended position. (To isolate the main body from the bracket).
- To change the position of the loudspeaker, please adjust the bracket (by loosening / tightening the screws) as required.
- The aluminum surface of the loudspeaker should be regularly treated with paint at the same interval as with other similar outdoor equipment.
- For optimum performance, always use the correct voltage / power and operate within the frequency limits as stated.
- Do not open loudspeaker when energized.
- This loudspeaker is supplied with two years warranty against defective materials and workmanship.

DNH reserves the right to alter specifications without notice.

