



DNH

HEAD OFFICE, NORWAY

DNH AS

Phone..... + 47 35 98 56 00

E-mail..... dnh@dnh.no

Web-Site..... www.dnh.no

ENGLAND

DNH WW Ltd

Phone..... + 44 1908 275 000

Fax..... + 44 1908 275 100

E-mail..... dnh@dnh.co.uk

GERMANY

DNH GmbH

Phone... + 49 040 6569 30-0

Fax..... + 49 040 6569 30-30

E-mail..... dnh@dnh.de

USA

DNH Speakers Inc

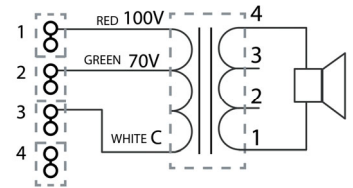
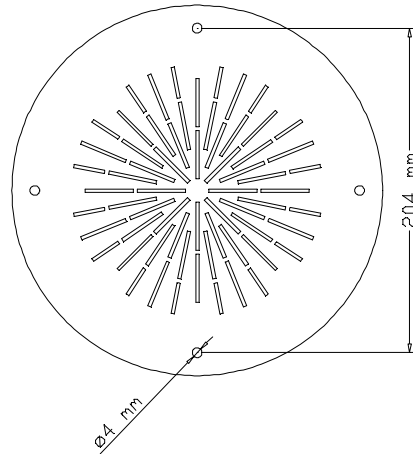
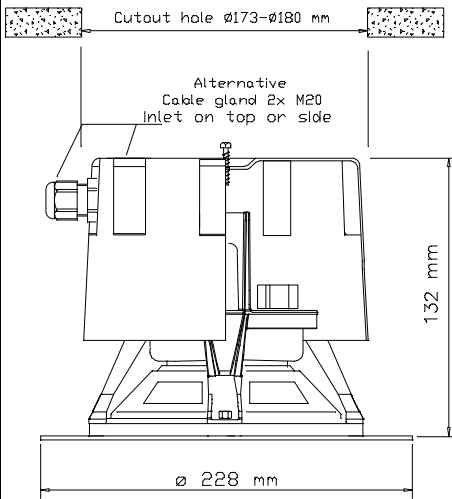
Phone..... + 1 484 494 5790

Fax..... + 1 484 494 5793

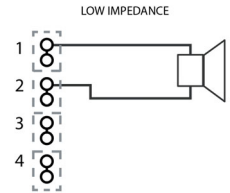
E-mail..... dnh@dnhspeakers.com

PROBF-620(T)

ISO 9001 CERTIFIED

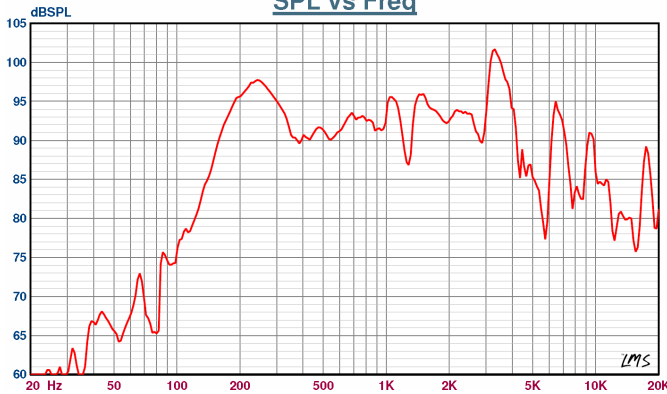


Secondary nominal tapings		
1 : 4	30,0 W	
1 : 3	20,0 W	
2 : 4	15,0 W	
1 : 2	7,5 W	
3 : 4	3,5 W	
2 : 3	2,0 W	



Sound pressure levels at 1W/1m

SPL vs Freq



Specifications

Material / Color	V0 / Aluminum / RAL 9010
Mounting	4 Screws
Termination	Spring clamp
Weight w/transformer	2,0 kg
IP-rating	42
Max. / min. amb. temp	90°C / -20°C
Rated power	30 W
SPL 1W/1m	90 dB
SPL rated power	105 dB
Effective freq. range	130 – 20000 Hz
Dispersion (-6dB) 1kHz / 4kHz	160° / 120°
Options	Impedances, colors, labels

Installation, Operation and Maintenance Procedures

- Lead the cable trough cable glands and connect to terminal.
- Select required tapping onto the transformer.
- Screw box to loudspeaker by one screw.
- Install loudspeaker grille to wall/ceiling by four screws.
- For optimum performance, always use the correct voltage / power and operate within the frequency limits as stated.
- Do not open loudspeaker when energized.
- This loudspeaker is supplied with two years warranty against defective workmanship.

DNH reserves the right to alter specifications without notice.

