



DNH

HEAD OFFICE, NORWAY

DNH AS

Phone..... + 47 35 98 56 00

E-mail..... dnh@dnh.no

Web-Site..... www.dnh.no

ENGLAND

DNH WW Ltd

Phone..... + 44 1908 275 000

Fax..... + 44 1908 275 100

E-mail..... dnh@dnh.co.uk

GERMANY

DNH GmbH

Phone... + 49 040 6569 30-0

Fax..... + 49 040 6569 30-30

E-mail..... dnh@dnh.de

USA

DNH Speakers Inc

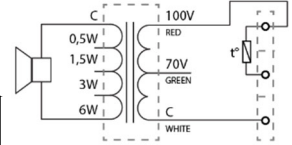
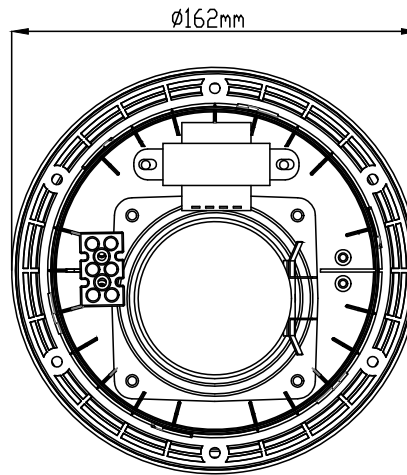
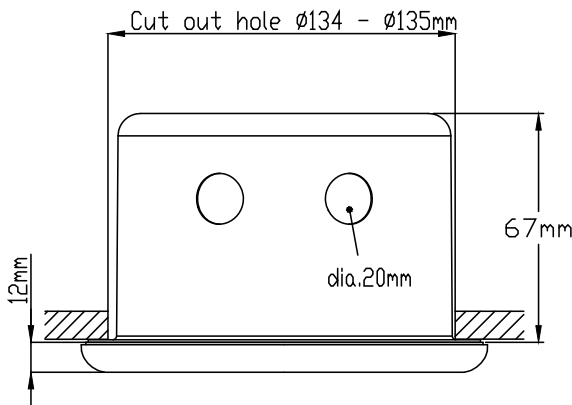
Phone..... + 1 484 494 5790

Fax..... + 1 484 494 5793

E-mail..... dnh@dnhspeakers.com

ISO 9001 CERTIFIED

BP-361ST-MED



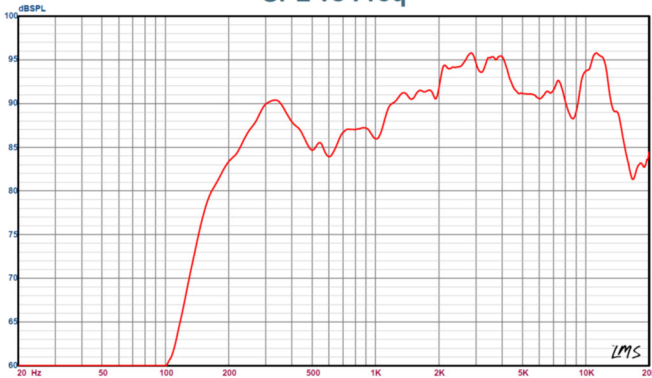
70/100 Volt combined transformer
Primary connections

White : Green 70 V
White : Red 100 V

Secondary nominal tapings

| | |
|---------|-------|
| C : 6W | 6,0 W |
| C : 3W | 3,0 W |
| C : 1,5 | 1,5 W |
| C : 0,5 | 0,5 W |

Sound pressure levels at 1W/1m
SPL vs Freq



Specifications

| | |
|-----------------------|--------------------------------|
| Material / Color | Steel, aluminum, ABS / RAL9010 |
| Mounting | Screws |
| Termination | Screw terminal |
| Weight w/transformer | 0,52 kg |
| IP-rating | 20 |
| Max. / min. amb. temp | 90°C / -20°C |
| Rated / max. power | 6 W |
| SPL 1W/1m | 90 dB |
| SPL rated power | 97 dB |
| Effective freq. range | 150 - 20000 Hz |
| Safe compass distance | 5 m |

Installation, Operation and Maintenance Procedures

- Lead cable through cable gland. Connect cable to terminal and select required tapping in to the transformer.
- If 70V, replace red cable with the green cable in the terminal.
- Install loudspeaker to wall/ceiling by four to six screws. Push loudspeaker grille gently into fixed position.
- For optimum performance, always use the correct voltage, power and operate within the frequency limits as stated.
- Do not open loudspeaker when energized.
- This loudspeaker is supplied with two years warranty against defective workmanship.

DNH reserves the right to alter specifications without notice.

