



ISO 9001 CERTIFIED

DNH

HEAD OFFICE, NORWAY

DNH AS

Phone..... + 47 35 98 56 00

E-mail..... dnh@dnh.no

Web-site..... www.dnh.no

ENGLAND

DNH WW Ltd

Phone..... + 44 1908 275 000

Fax..... + 44 1908 275 100

E-mail..... dnh@dnh.co.uk

GERMANY

DNH GmbH

Phone... + 49 040 6569 30-0

Fax..... + 49 040 6569 30-30

E-mail..... dnh@dnh.de

USA

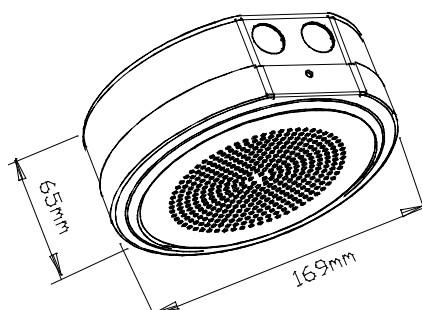
DNH Speakers Inc

Phone..... + 1 484 494 5790

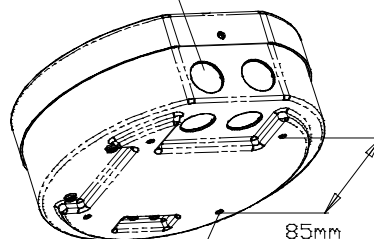
Fax..... + 1 484 494 5793

E-mail..... dnh@dnhspeakers.com

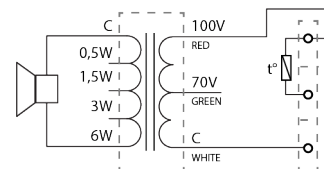
SAFE-561IPT-MED



2+2 x M20 knock outs



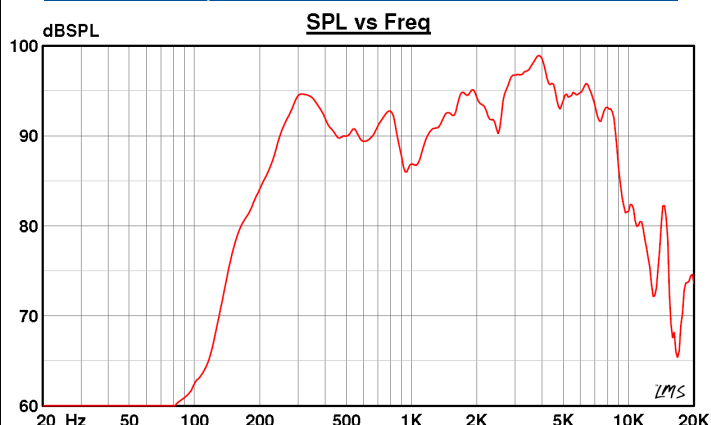
4 x Ø4mm mounting holes



BS5839 Part 8 VA compliant

Secondary nominal tapings	
C : 6,0W	6,0 W
C : 3,0W	3,0 W
C : 1,5W	1,5 W
C : 0,5W	0,5 W

Sound pressure levels at 1W/1m P-5/15 PS



Specifications

Material / Color	Steel / White
Mounting	Four screws
Termination	Ceramic terminal
Weight	1,3 kg
IP-rating	55
Max. / min. amb. temp	90°C / -20°C
Rated power	6W
SPL 1W/1m	90 dB
SPL rated power	97 dB
Effective freq. range	180 – 13000 Hz
Dispersion (-6dB) 1kHz / 4kHz	187° / 77°
Safe Compass distance	5 m
Options	Colors, labels

Installation, Operation and Maintenance Procedures

- Mount cabinet to wall/ceiling with four suitable screws.
- If 70V, replace red cable with the green cable in the terminal.
- Connect cable to terminal and fasten the front part to the cabinet with two provided screws.
- For optimum performance, always use the correct voltage / power and operate within the frequency limits as stated.
- Do not open loudspeaker when energized.
- This loudspeaker is supplied with two years warranty against defective materials and workmanship.