



DNH

HEAD OFFICE, NORWAY

DNH AS

Phone..... + 47 35 98 56 00

E-mail..... dnh@dnh.no

Web-site..... www.dnh.no

ENGLAND

DNH WW Ltd

Phone..... + 44 1908 275 000

Fax..... + 44 1908 275 100

E-mail..... dnh@dnh.co.uk

GERMANY

DNH GmbH

Phone... + 49 040 6569 30-0

Fax..... + 49 040 6569 30-30

E-mail..... dnh@dnh.de

USA

DNH Speakers Inc

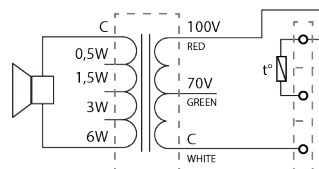
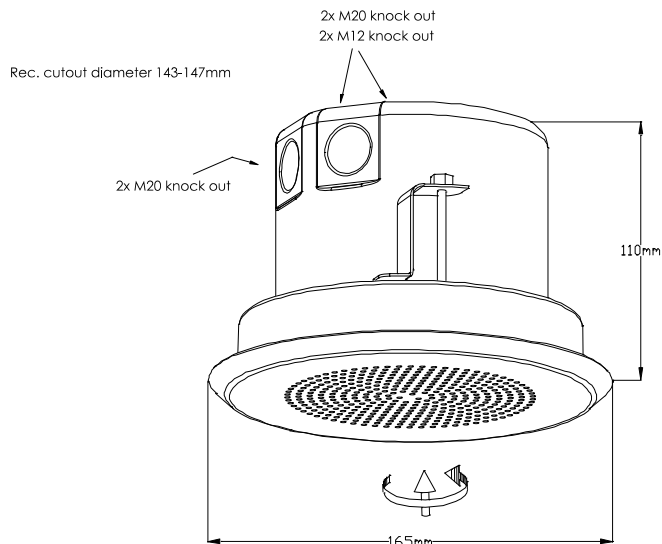
Phone..... + 1 484 494 5790

Fax..... + 1 484 494 5793

E-mail..... dnh@dnhspeakers.com

ISO 9001 CERTIFIED

VES-561T-MED



70/100 volt combined transformer

Primary connections

White : Green 70 V

White : Red 100 V

Secondary nominal tapings

C : 6,0W 6,0 W

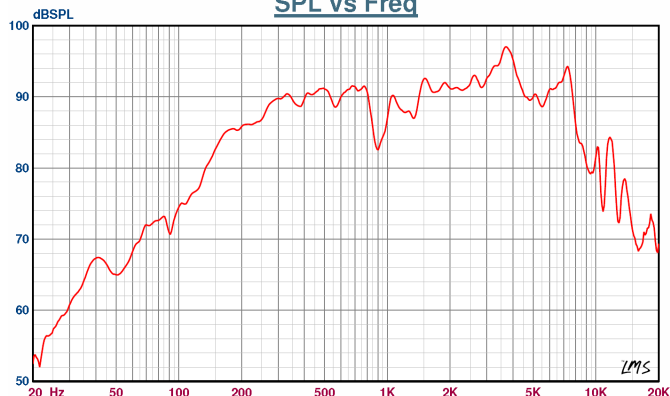
C : 3,0W 3,0 W

C : 1,5W 1,5 W

C : 0,5W 0,5 W

Sound pressure levels at 1W/1m P-5/15 PS

SPL vs Freq



Specifications

Material / Color	Steel / White
Mounting	3 screws
Termination	Ceramic terminal
Weight	1,1 kg
IP-rating	32C
Max. / min. amb. temp	90°C / -20°C
Standard version	100 V transformer
Rated power	6 W
SPL 1W/1m	90 dB
SPL rated power	97 dB
Effective freq. range	100 – 13000 Hz
Dispersion (-6dB) 1kHz / 4kHz	160° / 60° (baffle)
Safe Compass distance	5 m
Options	colors

Installation, Operation and Maintenance Procedures

- Install the steel box into the cutout hole turning the screws connected to the three hooks, screw clockwise until the ring is fixed to the ceiling.
- Lead cable through cable gland, connect to terminal and select required tapping into the transformer.
- If 70V, replace red cable with the green cable in the terminal.
- Turn the grille gently clockwise within the ring until it stops.
- For optimum performance, always use the correct voltage / power and operate within the frequency limits as stated.
- Transformer according to British standard 5839.
- Do not open loudspeaker when energized.
- This loudspeaker is supplied with two years warranty against defective workmanship.