



DNH

HEAD OFFICE, NORWAY
DNH AS

Phone..... + 47 35 98 56 00
E-mail..... dnh@dnh.no
Web-Site..... www.dnh.no

ENGLAND

DNH WW Ltd

Phone..... + 44 1908 275 000
Fax..... + 44 1908 275 100
E-mail..... dnh@dnh.co.uk

GERMANY

DNH GmbH

Phone... + 49 040 6569 30-0
Fax..... + 49 040 6569 30-30
E-mail..... dnh@dnh.de

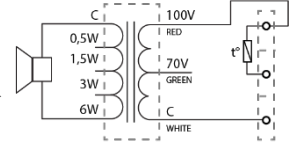
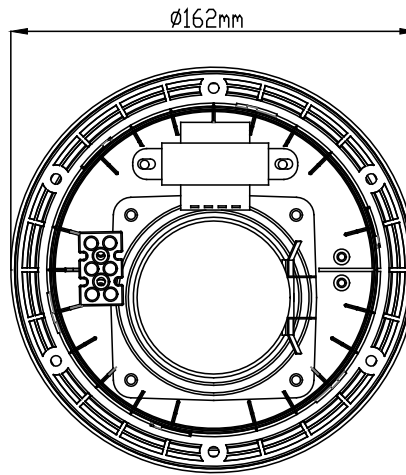
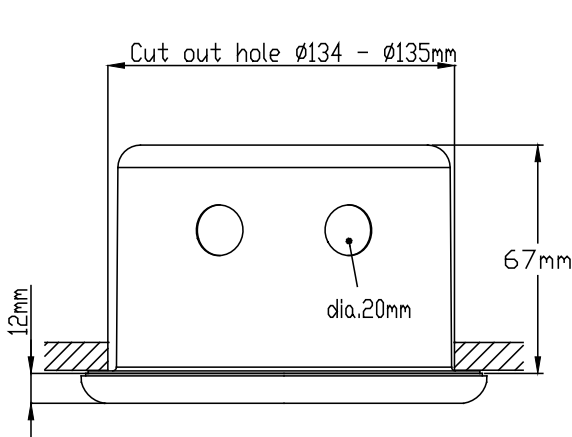
USA

DNH Speakers Inc

Phone..... + 1 484 494 5790
Fax..... + 1 484 494 5793
E-mail..dnh@dnhspeakers.com

ISO 9001 CERTIFIED

BP-361ST-MED



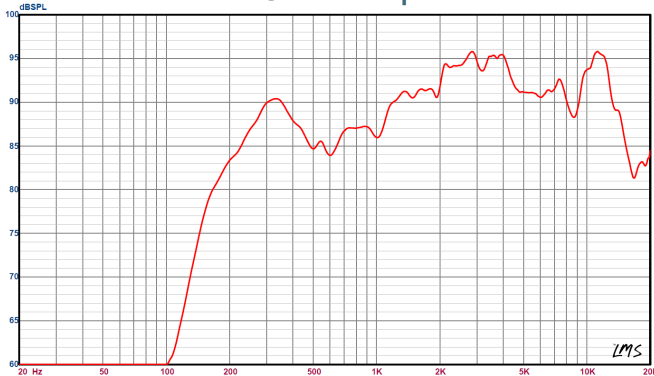
70/100 Volt combined transformer Primary connections

White : Green	70 V
White : Red	100 V

Secondary nominal tapings

C : 6W	6,0 W
C : 3W	3,0 W
C : 1,5	1,5 W
C : 0,5	0,5 W

Sound pressure levels at 1W/1m
SPL vs Freq



Specifications

Material / Color	Steel, aluminum, ABS / RAL9010
Mounting	Screws
Termination	Ceramic terminal
Weight w/transformer	0,52 kg
IP-rating	20
Max. / min. amb. temp	90°C / -20°C
Rated / max. power	6 W
SPL 1W/1m	90 dB
SPL rated power	97 dB
Effective freq. range	150 - 20000 Hz
Safe compass distance	5 m

Installation, Operation and Maintenance Procedures

- Lead cable through the box. Connect cable to terminal and select required tapping in to the transformer.
- If 70V, replace red cable with the green cable in the terminal.
- Install loudspeaker to wall/ceiling by four to six screws. Push loudspeaker grille gently into fixed position.
- For optimum performance, always use the correct voltage, power and operate within the frequency limits as stated.
- Do not open loudspeaker when energized.
- This loudspeaker is supplied with two years warranty against defective workmanship.