



DNH

HEAD OFFICE, NORWAY
DNH AS

Phone..... + 47 35 98 56 00
E-mail..... dnh@dnh.no
Web-Site..... www.dnh.no

ENGLAND

DNH WW Ltd

Phone..... + 44 1908 275 000
Fax..... + 44 1908 275 100
E-mail..... dnh@dnh.co.uk

GERMANY

DNH GmbH

Phone... + 49 040 6569 30-0
Fax..... + 49 040 6569 30-30
E-mail..... dnh@dnh.de

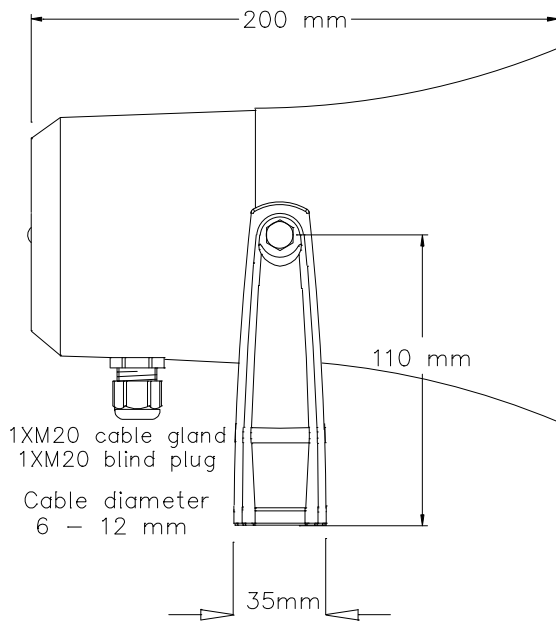
USA

DNH Speakers Inc

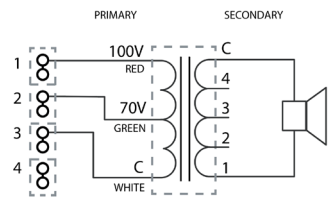
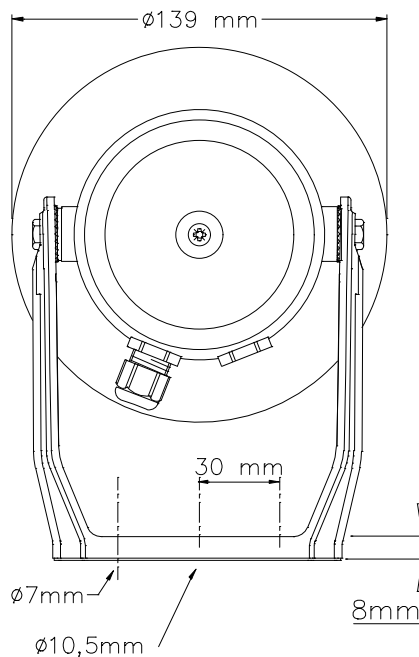
Phone..... + 1 484 494 5790
Fax..... + 1 484 494 5793
E-mail..dnh@dnhspeakers.com

ISO 9001 CERTIFIED

HP-10(T)



All outside nuts and screws in stainless steel



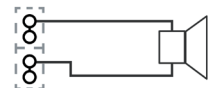
70/100 Volt combined transformer
Primary connections

White : Green 70 V
White : Red 100 V

Secondary nominal tapings

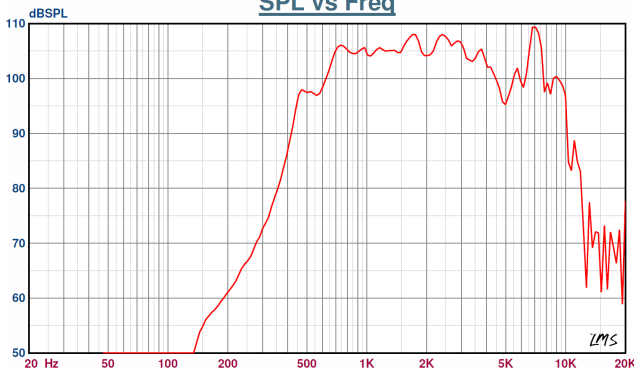
C : 1	10 W
C : 2	5 W
C : 3	2,5 W
C : 4	1 W

LOW IMPEDANCE



Sound pressure levels at 1W/1m MP-28-54

SPL vs Freq



Specifications

Material / Color	Ronfalin C110 (PC+ABS) / RAL 7035
Mounting	Bracket
Termination	Spring clamp
Weight w/transformer	1,1 kg
IP-rating	66/67
Max. / min. amb. temp	90°C / -50°C
Rated power	10 W
SPL 1W/1m	107 dB
SPL rated power	116 dB
Effective freq. range	370 – 11000 Hz
Dispersion (-6dB) 1kHz / 4kHz	155° / 52°
Options	Impedance, colors, labels

Installation, Operation and Maintenance Procedures

- Unscrew lid, lead cable through cable gland, connect to terminal (70V or 100V) and select required tapping onto the transformer by moving the red wire.
- Fasten lid with a torque of 1,5 Nm.
- Fasten bracket to wall or ceiling with 1 to 3 screws. Available with stainless steel bracket
- To change the position of the loudspeaker, please adjust the bracket (by loosening / tightening the screws) as required.
- For optimum performance, always use the correct voltage / power and operate within the frequency limits as stated.
- Do not open loudspeaker when energized.
- This loudspeaker is supplied with two years warranty against defective materials and workmanship.

DNH reserves the right to alter specifications without notice.

